



Roof kits and accessories

Innovation, style and elegance



Liniar's different

The newest brand of PVCu frames on the market, Liniar was created by bringing together some of the window industry's most experienced and forward thinking designers with over 500 years of industry experience between them.

With a focus on research, development and design, Liniar continues to push the boundaries when it comes to product innovation.

You can buy other PVCu conservatory roofs that are energy efficient and others that are weatherproof and secure. The Liniar range is different because we've created a roof kit that combines these features with a product that's so simple to fit, installers tell us how much they love using it.

We understand you want a roof kit that comes with all the parts, in one delivery. You've told us that it's a big selling point for the roof to match perfectly with the Liniar range of windows and doors, for a beautiful installation and high customer satisfaction.

But most of all, you want a product that's easy to fit. That's why we've designed in features such as

Glazing Stop, our patented glazing retainer, to help keep the glass in place whilst fixing. The simpler variations of the Liniar roof can be installed by one person, saving valuable time on site.

And we haven't stopped there. We're constantly designing new features and working on improving the roofs based on our customers' feedback – so you can be sure you're buying the very latest in technologically advanced roofs.

Embedded in Liniar's culture is an ethos of constant innovation and development, which means Liniar customers always have access to the most forward-thinking products in the industry.



Made in Britain

Unlike many of our competitors, Liniar roofs are made in the heart of Britain.

Our extrusion facility in Derbyshire boasts the largest mixing plant in Europe, and continued investment in the factory, facilities and research and development keeps Liniar at the forefront of innovation.



Why choose Liniar?

6 reasons to choose a Liniar roof kit.

1

Perfectly colour matched

The Liniar roof matches perfectly with the rest of the Liniar window and door ranges

– so you can offer your customers a beautifully matching conservatory.

4

No glazing slip

All Liniar roof kits come with our patented Glazing Stop, eliminating 100% of glazing slip on both glass and

polycarbonate roofs – no double-sided tape is needed to keep glazing in place.

2

Single point of guarantee

The whole Liniar PVCu range is guaranteed for a minimum of 10 years against warping,

splitting or discolouring – giving you and your customers peace of mind and a single point of contact in the unlikely event of any future issues arising.

5

Quick and easy to fit

The Liniar roof was designed for a one man fit, so it's really simple to install. It's also built for on-site adjustment, making

everything easier for the fitter – and there's a full installation guide and video to show you exactly how it should be installed too.

3

Fully energy efficient

By combining the Liniar roof's thermally efficient and rigid twin walled top caps with Liniar EnergyPlus windows, you

can now offer customers a fully energy efficient conservatory – helping them keep more of the heat inside their home during the winter months.

6

Shorter lead times

As our coloured range is available from stock, you won't have to wait longer to get the colours your customers want.

Liniar's standard lead times are just 5 to 7 working days from sign-off of your order, whichever colour you need.

Contents

| | | | |
|------------------------------|----|-----------------------------|----|
| Colours and accessories | 4 | Glazing options | 16 |
| How the pricing works | 5 | Additional Liniar products | 18 |
| Victorian roof kits | 6 | Liniar bi-fold doors | 20 |
| Georgian/Edwardian roof kits | 8 | Step by step ordering | 22 |
| Gable End roof kits | 10 | Sample survey sheets | 24 |
| Double Hipped roof kits | 12 | The full Liniar roof system | 26 |
| Lean-To roof kits | 14 | | |

Personalise your Liniar range

Whatever your style aspirations, all products in the Liniar range can be personalised to suit your home.

Colours and foils

Gone are the days when a conservatory had to be white – although of course we offer that too! The Liniar roof kit range is available in all of these colours from stock.

Match your roof to the Liniar range of windows and doors for a perfectly co-ordinated conservatory as well as enhanced thermal efficiency – see pages 18-21 for more ideas.



Crestings and finials

Your conservatory can be accessorised to give either a traditional or a contemporary finish.

Cresting and a decorative finial are included in the roof kit as standard, or alternatively you can choose a blanking cap for a more modern appearance. Just select what you need when ordering.



How pricing works

It couldn't be simpler to calculate the price of your Linar roof kit – which contains everything you'll need to beautifully complete your conservatory installation.

1 Select roof design

Choose the basic design and size from pages 6-15, or contact us if your roof needs a more bespoke design creating.

2 Select colour

There are 4 different matrices, depending on the colour you need, so select the correct matrix.

3 Select glazing

Choose the glazing you need from the options on pages 16-17 and check the 5th matrix for the area of glass that the roof will require.

Please note glass and polycarbonate prices are subject to fluctuation - the latest prices can be downloaded from www.zoomroom.co.uk

4 Select box gutter sections

Add box gutter (all finishes) to your roof if required.

| | |
|------------------------|----------------|
| Standard box gutter | £76 per metre |
| Raised back box gutter | £139 per metre |

Add £19.80 per gallows bracket if required for your installation.

Add £40 per weld of the box gutter

5 Select tie bar solution

Standard ties bars (eaves fixing) are included in all prices, where they are necessary for structural strength. You can choose to upgrade to a traditional tie bar (fixed at glazing bar height) for £20 extra or a tie wire for a contemporary finish for £170 extra

6 Select climate control and ventilation

Your Linar roof is available with roof vents and a full climate control system.

Choose from:

| | |
|--------------------------------|------|
| Full climate control kit* | £435 |
| Climate remote control** | £90 |
| White roof vent*** | £215 |
| Brass pole | £25 |
| Chrome pole | £25 |
| Stainless steel chain actuator | £160 |
| Rocker switch | £30 |

* Climate control kit includes rain sensor, digital thermostatic controller and electrically operated opener.

Standard drop is 800mm. For non-standard add 15%.

** Climate remote control requires vent and motor

*** Coloured vents are also available - price on application.



All prices shown are subject to VAT.

3 Segment Victorian

Unglazed for **glass or polycarbonate**

It's simple to find the list price for the roof you require – just select the correct matrix based on the colour you need and choose the price relating to the nearest length and width. The final matrix shows the number of square metres of glazing you will need.

Standard white (inside and outside)

| | 3000 | 3300 | 3600 | 3900 | 4200 | 4500 | 4800 | 5100 |
|------|------|------|------|------|------|------|------|------|
| 3000 | 857 | 880 | 846 | 892 | 910 | 930 | 953 | 1123 |
| 3300 | 900 | 983 | 1004 | 1021 | 1086 | 1058 | 1226 | 1248 |
| 3600 | 1002 | 1024 | 1046 | 1111 | 1138 | 1152 | 1199 | 1248 |
| 3900 | 1087 | 1112 | 1141 | 1150 | 1177 | 1223 | 1330 | 1472 |
| 4200 | 1190 | 1218 | 1182 | 1212 | 1282 | 1265 | 1465 | 1516 |
| 4500 | 1276 | 1260 | 1290 | 1368 | 1403 | 1375 | 1408 | 1698 |
| 4800 | 1318 | 1348 | 1384 | 1411 | 1445 | 1502 | 1528 | 1820 |
| 5100 | 1364 | 1397 | 1430 | 1458 | 1546 | 1613 | 1805 | 1865 |

White (inside) foiled rosewood or golden oak (outside)

| | 3000 | 3300 | 3600 | 3900 | 4200 | 4500 | 4800 | 5100 |
|------|------|------|------|------|------|------|------|------|
| 3000 | 969 | 993 | 958 | 1061 | 1083 | 1109 | 1153 | 1269 |
| 3300 | 1018 | 1103 | 1128 | 1156 | 1304 | 1250 | 1366 | 1403 |
| 3600 | 1126 | 1149 | 1174 | 1318 | 1350 | 1383 | 1544 | 1505 |
| 3900 | 1220 | 1245 | 1276 | 1361 | 1395 | 1455 | 1593 | 1643 |
| 4200 | 1330 | 1358 | 1321 | 1353 | 1541 | 1503 | 1624 | 1690 |
| 4500 | 1424 | 1405 | 1436 | 1618 | 1660 | 1658 | 1699 | 1885 |
| 4800 | 1470 | 1503 | 1538 | 1666 | 1708 | 1783 | 1828 | 2015 |
| 5100 | 1521 | 1555 | 1590 | 1618 | 1850 | 1939 | 1988 | 2065 |



All roofs in this guide are based on standard bar spacings and a 25° roof pitch - for non-standard spacings add £30 per extra bar.

Suitable lateral and vertical support must be provided within wall/window structure at the edge of the opening by the conservatory designer/retailer to support the roofing structure. Linar cannot accept responsibility for the overall stability of the conservatory unless a portal frame is supplied.

Please refer to your Linar Zoom structural guide.

3 Segment Victorian

Cream substrate or foiled both sides (rosewood, golden oak)

| | 3000 | 3300 | 3600 | 3900 | 4200 | 4500 | 4800 | 5100 |
|------|------|------|------|------|------|------|------|------|
| 3000 | 1069 | 1099 | 1059 | 1166 | 1193 | 1223 | 1270 | 1435 |
| 3300 | 1120 | 1213 | 1241 | 1274 | 1428 | 1368 | 1533 | 1573 |
| 3600 | 1233 | 1260 | 1291 | 1439 | 1478 | 1514 | 1680 | 1646 |
| 3900 | 1338 | 1370 | 1405 | 1488 | 1526 | 1590 | 1733 | 1851 |
| 4200 | 1451 | 1485 | 1454 | 1491 | 1686 | 1641 | 1829 | 1903 |
| 4500 | 1556 | 1535 | 1573 | 1760 | 1809 | 1811 | 1858 | 2131 |
| 4800 | 1561 | 1645 | 1686 | 1813 | 1859 | 1940 | 1990 | 2266 |
| 5100 | 1660 | 1701 | 1743 | 1778 | 2016 | 2110 | 2234 | 2319 |

For Irish Oak inside and out add 43% on to the above.

Premium foils (outside) on white (inside)

| | 3000 | 3300 | 3600 | 3900 | 4200 | 4500 | 4800 | 5100 |
|------|------|------|------|------|------|------|------|------|
| 3000 | 1283 | 1319 | 1262 | 1343 | 1369 | 1403 | 2441 | 1638 |
| 3300 | 1346 | 1426 | 1455 | 1493 | 1604 | 1538 | 1716 | 1759 |
| 3600 | 1454 | 1482 | 1517 | 1625 | 1666 | 1700 | 1894 | 1847 |
| 3900 | 1589 | 1621 | 1663 | 1682 | 1721 | 1794 | 1959 | 2078 |
| 4200 | 1697 | 1731 | 1725 | 1769 | 1906 | 1859 | 2055 | 2138 |
| 4500 | 1832 | 1794 | 1835 | 1964 | 2013 | 2051 | 2101 | 2398 |
| 4800 | 1894 | 1933 | 1980 | 2029 | 2075 | 2165 | 2215 | 2511 |
| 5100 | 1956 | 2002 | 2049 | 2084 | 2253 | 2358 | 2484 | 2577 |

Sq.m of glazing required

| | 3000 | 3300 | 3600 | 3900 | 4200 | 4500 | 4800 | 5100 |
|------|------|------|------|------|------|------|------|------|
| 3000 | 9.5 | 10.2 | 11.1 | 11.9 | 12.6 | 13.4 | 14.2 | 15.0 |
| 3300 | 10.5 | 11.4 | 12.3 | 13.1 | 14.1 | 14.9 | 15.8 | 16.6 |
| 3600 | 11.6 | 12.6 | 13.5 | 14.5 | 15.5 | 16.5 | 17.4 | 18.4 |
| 3900 | 12.6 | 13.6 | 14.7 | 15.8 | 16.9 | 18.0 | 19.0 | 20.1 |
| 4200 | 13.6 | 14.8 | 16.0 | 17.2 | 18.3 | 19.5 | 20.6 | 21.8 |
| 4500 | 14.5 | 15.9 | 17.2 | 18.5 | 19.7 | 21.0 | 22.2 | 23.5 |
| 4800 | 15.7 | 17.0 | 18.4 | 17.8 | 21.1 | 22.5 | 23.9 | 25.2 |
| 5100 | 16.7 | 18.2 | 19.6 | 21.1 | 22.6 | 24.0 | 26.0 | 26.9 |

Please note glass and polycarbonate prices are subject to frequent price fluctuations so the latest glazing prices should be requested from zoom@liniar.co.uk or downloaded from www.zoomroom.co.uk.

Georgian / Edwardian

Unglazed for glass or polycarbonate

It's simple to find the list price for the roof you require – just select the correct matrix based on the colour you need and choose the price relating to the nearest length and width. The final matrix shows the number of square metres of glazing you will need.

Standard white (inside and outside)

| Projection | Width | 3000 | 3300 | 3600 | 3900 | 4200 | 4500 | 4800 | 5100 |
|------------|-------|------|------|------|------|------|------|------|------|
| 3000 | | 866 | 905 | 932 | 952 | 1097 | 1157 | 1200 | 1318 |
| 3300 | | 906 | 929 | 968 | 1000 | 1147 | 1198 | 1232 | 1397 |
| 3600 | | 996 | 1015 | 1055 | 1153 | 1249 | 1315 | 1368 | 1546 |
| 3900 | | 1094 | 1140 | 1166 | 1200 | 1296 | 1350 | 1409 | 1589 |
| 4200 | | 1141 | 1180 | 1216 | 1291 | 1414 | 1478 | 1541 | 1750 |
| 4500 | | 1226 | 1278 | 1315 | 1342 | 1452 | 1513 | 1580 | 1793 |
| 4800 | | 1270 | 1304 | 1362 | 1388 | 1499 | 1555 | 1618 | 1835 |
| 5100 | | 1376 | 1414 | 1456 | 1502 | 1618 | 1676 | 1736 | 1952 |

White (inside) foiled rosewood or golden oak (inside)

| Projection | Width | 3000 | 3300 | 3600 | 3900 | 4200 | 4500 | 4800 | 5100 |
|------------|-------|------|------|------|------|------|------|------|------|
| 3000 | | 929 | 970 | 998 | 1019 | 1247 | 1319 | 1373 | 1496 |
| 3300 | | 971 | 994 | 1036 | 1069 | 1301 | 1363 | 1410 | 1579 |
| 3600 | | 1068 | 1086 | 1126 | 1226 | 1428 | 1507 | 1574 | 1764 |
| 3900 | | 1168 | 1214 | 1241 | 1276 | 1477 | 1547 | 1619 | 1811 |
| 4200 | | 1217 | 1256 | 1292 | 1370 | 1621 | 1700 | 1780 | 1861 |
| 4500 | | 1307 | 1361 | 1398 | 1423 | 1662 | 1739 | 1823 | 2053 |
| 4800 | | 1352 | 1386 | 1447 | 1472 | 1715 | 1784 | 1864 | 2098 |
| 5100 | | 1464 | 1500 | 1542 | 1589 | 1836 | 1910 | 1987 | 2220 |



All roofs in this guide are based on standard bar spacings and a 25° roof pitch - for non-standard spacings add £30 per extra bar.

Suitable lateral and vertical support must be provided within wall/window structure at the edge of the opening by the conservatory designer/retailer to support the roofing structure. Linar cannot accept responsibility for the overall stability of the conservatory unless a portal frame is supplied.

Please refer to your Linar Zoom structural guide.

Georgian / Edwardian

Cream substrate or foiled both sides (rosewood, golden oak)

| Projection | Width | 3000 | 3300 | 3600 | 3900 | 4200 | 4500 | 4800 | 5100 |
|------------|-------|------|------|------|------|------|------|------|------|
| 3000 | | 1025 | 1070 | 1105 | 1129 | 1361 | 1441 | 1499 | 1646 |
| 3300 | | 1070 | 1098 | 1144 | 1184 | 1420 | 1489 | 1540 | 1734 |
| 3600 | | 1177 | 1200 | 1248 | 1354 | 1559 | 1648 | 1718 | 1933 |
| 3900 | | 1280 | 1332 | 1366 | 1406 | 1613 | 1690 | 1766 | 1985 |
| 4200 | | 1334 | 1378 | 1418 | 1513 | 1769 | 1858 | 1942 | 2040 |
| 4500 | | 1434 | 1493 | 1538 | 1570 | 1814 | 1898 | 1988 | 2245 |
| 4800 | | 1483 | 1523 | 1591 | 1622 | 1870 | 1949 | 2033 | 2294 |
| 5100 | | 1597 | 1567 | 1687 | 1742 | 1996 | 2078 | 2160 | 2420 |

For Irish Oak inside and out add 43% on to the above.

Premium foils (outside) on white (inside)

| Projection | Width | 3000 | 3300 | 3600 | 3900 | 4200 | 4500 | 4800 | 5100 |
|------------|-------|------|------|------|------|------|------|------|------|
| 3000 | | 1315 | 1372 | 1373 | 1401 | 1656 | 1753 | 1826 | 1974 |
| 3300 | | 1369 | 1407 | 1466 | 1473 | 1735 | 1819 | 1877 | 2082 |
| 3600 | | 1522 | 1525 | 1571 | 1663 | 1904 | 2009 | 2100 | 2334 |
| 3900 | | 1628 | 1693 | 1688 | 1732 | 1977 | 2068 | 2164 | 2402 |
| 4200 | | 1693 | 1750 | 1800 | 1883 | 2167 | 2281 | 2388 | 2470 |
| 4500 | | 1838 | 1912 | 1924 | 1957 | 2227 | 2332 | 2447 | 2729 |
| 4800 | | 1897 | 1949 | 1994 | 2027 | 2302 | 2391 | 2507 | 2789 |
| 5100 | | 2002 | 2009 | 2080 | 2145 | 2425 | 2516 | 2618 | 2905 |

Sq.m of glazing required

| Projection | Width | 3000 | 3300 | 3600 | 3900 | 4200 | 4500 | 4800 | 5100 |
|------------|-------|------|------|------|------|------|------|------|------|
| 3000 | | 9.5 | 10.2 | 11.1 | 11.9 | 12.6 | 13.4 | 14.2 | 15.0 |
| 3300 | | 10.5 | 11.4 | 12.3 | 13.1 | 14.1 | 14.9 | 15.8 | 16.6 |
| 3600 | | 11.6 | 12.6 | 13.5 | 14.5 | 15.5 | 16.5 | 17.4 | 18.4 |
| 3900 | | 12.6 | 13.6 | 14.7 | 15.8 | 16.9 | 18.0 | 19.0 | 20.1 |
| 4200 | | 13.6 | 14.8 | 16.0 | 17.2 | 18.3 | 19.5 | 20.6 | 21.8 |
| 4500 | | 14.5 | 15.9 | 17.2 | 18.5 | 19.7 | 21.0 | 22.2 | 23.5 |
| 4800 | | 15.7 | 17.0 | 18.4 | 17.8 | 21.1 | 22.5 | 23.9 | 25.2 |
| 5100 | | 16.7 | 18.2 | 19.6 | 21.1 | 22.6 | 24.0 | 26.0 | 26.9 |

Please note glass and polycarbonate prices are subject to frequent price fluctuations so the latest glazing prices should be requested from zoom@liniar.co.uk or downloaded from www.zoomroom.co.uk.

Gable End

Unglazed for glass or polycarbonate

It's simple to find the list price for the roof you require – just select the correct matrix based on the colour you need and choose the price relating to the nearest length and width. The final matrix shows the number of square metres of glazing you will need.

Standard white (inside and outside)

| Projection | Width | 3000 | 3300 | 3600 | 3900 | 4200 | 4500 | 4800 | 5100 |
|------------|-------|------|------|------|------|------|------|------|------|
| 3000 | | 886 | 913 | 941 | 968 | 1045 | 1192 | 1248 | 1288 |
| 3300 | | 989 | 1019 | 1050 | 1124 | 1160 | 1308 | 1367 | 1493 |
| 3600 | | 1074 | 1108 | 1141 | 1175 | 1270 | 1423 | 1492 | 1538 |
| 3900 | | 1116 | 1150 | 1184 | 1218 | 1313 | 1466 | 1535 | 1693 |
| 4200 | | 1163 | 1196 | 1230 | 1319 | 1360 | 1513 | 1580 | 1740 |
| 4500 | | 1247 | 1284 | 1321 | 1358 | 1469 | 1627 | 1704 | 1896 |
| 4800 | | 1291 | 1328 | 1366 | 1406 | 1512 | 1670 | 1748 | 1939 |
| 5100 | | 1375 | 1415 | 1456 | 1496 | 1573 | 1783 | 1871 | 1926 |

White (inside) foiled rosewood or golden oak (outside)

| Projection | Width | 3000 | 3300 | 3600 | 3900 | 4200 | 4500 | 4800 | 5100 |
|------------|-------|------|------|------|------|------|------|------|------|
| 3000 | | 974 | 1004 | 1034 | 1064 | 1229 | 1384 | 1452 | 1501 |
| 3300 | | 1080 | 1112 | 1146 | 1302 | 1346 | 1502 | 1574 | 1720 |
| 3600 | | 1169 | 1206 | 1242 | 1278 | 1482 | 1645 | 1730 | 1787 |
| 3900 | | 1214 | 1250 | 1286 | 1324 | 1528 | 1691 | 1776 | 1957 |
| 4200 | | 1264 | 1300 | 1336 | 1528 | 1577 | 1740 | 1825 | 2006 |
| 4500 | | 1352 | 1392 | 1430 | 1470 | 1714 | 1882 | 1979 | 2197 |
| 4800 | | 1399 | 1439 | 1477 | 1520 | 1759 | 1928 | 2026 | 2244 |
| 5100 | | 1488 | 1530 | 1572 | 1614 | 1835 | 2069 | 2179 | 2248 |



All roofs in this guide are based on standard bar spacings and a 25° roof pitch - for non-standard spacings add £30 per extra bar.

Suitable lateral and vertical support must be provided within wall/window structure at the edge of the opening by the conservatory designer/retailer to support the roofing structure. Linar cannot accept responsibility for the overall stability of the conservatory unless a portal frame is supplied.

Please refer to your Linar Zoom structural guide.

Gable End

Cream substrate or foiled both sides (rosewood, golden oak)

| Projection | Width | 3000 | 3300 | 3600 | 3900 | 4200 | 4500 | 4800 | 5100 |
|-------------|-------|------|------|------|------|------|------|------|------|
| 3000 | | 1054 | 1090 | 1124 | 1159 | 1328 | 1488 | 1562 | 1615 |
| 3300 | | 1163 | 1201 | 1240 | 1399 | 1448 | 1610 | 1687 | 1836 |
| 3600 | | 1264 | 1306 | 1348 | 1388 | 1600 | 1768 | 1859 | 1921 |
| 3900 | | 1312 | 1354 | 1396 | 1438 | 1648 | 1817 | 1907 | 2094 |
| 4200 | | 1363 | 1405 | 1447 | 1644 | 1699 | 1868 | 1960 | 2006 |
| 4500 | | 1464 | 1510 | 1555 | 1601 | 1850 | 2024 | 2129 | 2353 |
| 4800 | | 1513 | 1559 | 1604 | 1654 | 1900 | 2074 | 2178 | 2404 |
| 5100 | | 1613 | 1662 | 1711 | 1760 | 1981 | 2230 | 2347 | 2423 |

For Irish Oak inside and out add 43% on to the above.

Premium foils (outside) on white (inside)

| Projection | Width | 3000 | 3300 | 3600 | 3900 | 4200 | 4500 | 4800 | 5100 |
|-------------|-------|------|------|------|------|------|------|------|------|
| 3000 | | 1324 | 1365 | 1404 | 1443 | 1597 | 1779 | 1866 | 1924 |
| 3300 | | 1438 | 1478 | 1519 | 1665 | 1715 | 1896 | 1984 | 2163 |
| 3600 | | 1576 | 1623 | 1669 | 1715 | 1898 | 2087 | 2194 | 2260 |
| 3900 | | 1642 | 1687 | 1733 | 1779 | 1963 | 2153 | 2258 | 2485 |
| 4200 | | 1707 | 1751 | 1798 | 1971 | 2029 | 2219 | 2324 | 2505 |
| 4500 | | 1845 | 1897 | 1947 | 1999 | 2212 | 2408 | 2531 | 2806 |
| 4800 | | 1911 | 1963 | 2013 | 2066 | 2278 | 2475 | 2597 | 2871 |
| 5100 | | 2050 | 2107 | 2163 | 2219 | 2390 | 2601 | 2804 | 2885 |

Sq.m of glazing required

| Projection | Width | 3000 | 3300 | 3600 | 3900 | 4200 | 4500 | 4800 | 5100 |
|-------------|-------|------|------|------|------|------|------|------|------|
| 3000 | | 10.4 | 11.3 | 12.3 | 13.3 | 14.2 | 15.2 | 16.2 | 17.2 |
| 3300 | | 11.4 | 12.5 | 13.6 | 14.6 | 15.7 | 16.8 | 17.8 | 18.9 |
| 3600 | | 12.4 | 13.6 | 14.7 | 15.9 | 17.0 | 18.2 | 19.4 | 20.5 |
| 3900 | | 13.5 | 14.7 | 16.0 | 17.2 | 18.5 | 19.8 | 21.0 | 22.3 |
| 4200 | | 14.5 | 15.9 | 17.2 | 18.6 | 20.0 | 21.3 | 22.7 | 24.0 |
| 4500 | | 15.5 | 16.9 | 18.4 | 19.9 | 21.3 | 22.8 | 24.2 | 25.7 |
| 4800 | | 16.5 | 18.1 | 19.7 | 21.2 | 22.8 | 24.3 | 25.9 | 27.4 |
| 5100 | | 17.5 | 19.2 | 20.8 | 22.5 | 24.1 | 25.8 | 27.4 | 29.1 |

Please note glass and polycarbonate prices are subject to frequent price fluctuations so the latest glazing prices should be requested from zoom@liniar.co.uk or downloaded from www.zoomroom.co.uk.

Double Hipped

Unglazed for glass or polycarbonate

It's simple to find the list price for the roof you require – just select the correct matrix based on the colour you need and choose the price relating to the nearest length and width. The final matrix shows the number of square metres of glazing you will need. **Don't forget to add in the price for your box gutter (see page 5).**

Standard white (inside and outside)

| Projection | Width | 3000 | 3300 | 3600 | 3900 | 4200 | 4500 | 4800 | 5100 |
|------------|-------|------|------|------|------|------|------|------|------|
| 3000 | | 1066 | 1074 | 1181 | 1327 | 1370 | 1404 | 1463 | 1640 |
| 3300 | | 1074 | 1135 | 1205 | 1397 | 1433 | 1472 | 1502 | 1624 |
| 3600 | | 1133 | 1157 | 1204 | 1315 | 1480 | 1460 | 1554 | 1654 |
| 3900 | | 1344 | 1397 | 1423 | 1421 | 1481 | 1546 | 1596 | 1756 |
| 4200 | | 1370 | 1433 | 1522 | 1513 | 1571 | 1669 | 1732 | 1921 |
| 4500 | | 1404 | 1472 | 1499 | 1616 | 1608 | 1736 | 1836 | 2018 |
| 4800 | | 1438 | 1502 | 1596 | 1724 | 1732 | 1837 | 1836 | 2111 |
| 5100 | | 1542 | 1598 | 1696 | 1874 | 1901 | 2017 | 2064 | 2105 |

White (inside) foiled rosewood or golden oak (outside)

| Projection | Width | 3000 | 3300 | 3600 | 3900 | 4200 | 4500 | 4800 | 5100 |
|------------|-------|------|------|------|------|------|------|------|------|
| 3000 | | 1133 | 1140 | 1248 | 1400 | 1446 | 1483 | 1546 | 1733 |
| 3300 | | 1140 | 1204 | 1271 | 1474 | 1511 | 1556 | 1586 | 1710 |
| 3600 | | 1204 | 1207 | 1273 | 1392 | 1558 | 1538 | 1639 | 1740 |
| 3900 | | 1420 | 1474 | 1499 | 1501 | 1565 | 1626 | 1678 | 1842 |
| 4200 | | 1446 | 1511 | 1603 | 1711 | 1780 | 1866 | 1960 | 2176 |
| 4500 | | 1483 | 1556 | 1580 | 1698 | 1831 | 1982 | 2086 | 2293 |
| 4800 | | 1520 | 1586 | 1685 | 1949 | 1960 | 2088 | 2104 | 2407 |
| 5100 | | 1627 | 1685 | 1786 | 2108 | 2153 | 2293 | 2194 | 2192 |



All roofs in this guide are based on standard bar spacings and a 25° roof pitch - for non-standard spacings add £30 per extra bar.

Suitable lateral and vertical support must be provided within wall/window structure at the edge of the opening by the conservatory designer/retailer to support the roofing structure. Linar cannot accept responsibility for the overall stability of the conservatory unless a portal frame is supplied.

Please refer to your Linar Zoom structural guide.

Double Hipped

Cream substrate or foiled both sides (rosewood, golden oak)

| Projection | Width | 3000 | 3300 | 3600 | 3900 | 4200 | 4500 | 4800 | 5100 |
|-------------|-------|------|------|------|------|------|------|------|------|
| 3000 | | 1255 | 1266 | 1379 | 1541 | 1590 | 1636 | 1703 | 1900 |
| 3300 | | 1266 | 1336 | 1405 | 1619 | 1660 | 1715 | 1750 | 1877 |
| 3600 | | 1333 | 1343 | 1415 | 1542 | 1712 | 1703 | 1808 | 1914 |
| 3900 | | 1560 | 1619 | 1650 | 1662 | 1736 | 1801 | 1858 | 2033 |
| 4200 | | 1589 | 1660 | 1763 | 1877 | 1950 | 2047 | 2146 | 2372 |
| 4500 | | 1636 | 1715 | 1750 | 1866 | 2012 | 2176 | 2284 | 2504 |
| 4800 | | 1678 | 1750 | 1859 | 2129 | 2146 | 2286 | 2308 | 2624 |
| 5100 | | 1788 | 1853 | 1964 | 2294 | 2351 | 2503 | 2408 | 2483 |

For Irish Oak inside and out add 43% on to the above.

Premium foils (outside) on white (inside)

| Projection | Width | 3000 | 3300 | 3600 | 3900 | 4200 | 4500 | 4800 | 5100 |
|-------------|-------|------|------|------|------|------|------|------|------|
| 3000 | | 1565 | 1579 | 1695 | 1884 | 1949 | 2064 | 2135 | 2372 |
| 3300 | | 1579 | 1666 | 1723 | 1978 | 2034 | 2163 | 2206 | 2324 |
| 3600 | | 1667 | 1676 | 1765 | 1960 | 2096 | 2087 | 2279 | 2367 |
| 3900 | | 1910 | 1978 | 2041 | 2082 | 2125 | 2170 | 2243 | 2444 |
| 4200 | | 1949 | 2034 | 2131 | 2339 | 2443 | 2573 | 2636 | 2881 |
| 4500 | | 2064 | 2163 | 2115 | 2268 | 2505 | 2705 | 2801 | 3035 |
| 4800 | | 2106 | 2206 | 2314 | 2621 | 2636 | 2808 | 2877 | 3186 |
| 5100 | | 2219 | 2295 | 2402 | 2789 | 2850 | 3035 | 3016 | 2953 |

Sq.m of glazing required

| Projection | Width | 3000 | 3300 | 3600 | 3900 | 4200 | 4500 | 4800 | 5100 |
|-------------|-------|------|------|------|------|------|------|------|------|
| 3000 | | 11.0 | 12.0 | 13.0 | 14.0 | 15.0 | 16.0 | 17.1 | 18.2 |
| 3300 | | 12.0 | 13.2 | 14.2 | 15.5 | 16.5 | 17.7 | 18.7 | 19.9 |
| 3600 | | 13.0 | 14.2 | 15.6 | 16.8 | 18.1 | 19.0 | 20.5 | 21.7 |
| 3900 | | 14.0 | 15.5 | 16.6 | 18.3 | 19.3 | 20.5 | 21.9 | 23.1 |
| 4200 | | 15.0 | 16.5 | 18.0 | 19.2 | 21.1 | 22.2 | 23.5 | 24.9 |
| 4500 | | 16.0 | 17.7 | 19.0 | 20.5 | 22.0 | 23.6 | 25.0 | 26.7 |
| 4800 | | 17.1 | 18.7 | 20.4 | 21.9 | 23.5 | 25.1 | 26.8 | 28.6 |
| 5100 | | 18.1 | 19.9 | 21.7 | 23.5 | 24.9 | 26.7 | 28.2 | 30.2 |

Please note glass and polycarbonate prices are subject to frequent price fluctuations so the latest glazing prices should be requested from zoom@liniar.co.uk or downloaded from www.zoomroom.co.uk.

Lean To

Unglazed for glass or polycarbonate

It's simple to find the list price for the roof you require – just select the correct matrix based on the colour you need and choose the price relating to the nearest length and width. The final matrix shows the number of square metres of glazing you will need.

Standard white (inside and outside)

| Projection | Width | 3000 | 3300 | 3600 | 3900 | 4200 | 4500 | 4800 | 5100 | 5400 | 5700 | 6000 |
|-------------|-------|------|------|------|------|------|------|------|------|------|------|------|
| 2500 | | 486 | 515 | 567 | 591 | 623 | 671 | 692 | 752 | 773 | 813 | 861 |
| 2800 | | 570 | 587 | 675 | 697 | 701 | 802 | 823 | 909 | 928 | 1016 | 1040 |
| 3100 | | 634 | 657 | 757 | 781 | 844 | 903 | 924 | 1023 | 1022 | 1148 | 1173 |
| 3400 | | 682 | 704 | 822 | 897 | 963 | 986 | 1067 | 1124 | 1214 | 1266 | 1292 |
| 3600 | | 750 | 785 | 906 | 930 | 1061 | 1084 | 1105 | 1238 | 1259 | 1394 | 1420 |

White (inside) foiled rosewood or golden oak (outside)

| Projection | Width | 3000 | 3300 | 3600 | 3900 | 4200 | 4500 | 4800 | 5100 | 5400 | 5700 | 6000 |
|-------------|-------|------|------|------|------|------|------|------|------|------|------|------|
| 2500 | | 563 | 594 | 653 | 675 | 710 | 765 | 785 | 855 | 875 | 920 | 970 |
| 2800 | | 654 | 675 | 770 | 793 | 806 | 908 | 928 | 1023 | 1043 | 1140 | 1164 |
| 3100 | | 723 | 744 | 855 | 879 | 944 | 1010 | 1030 | 1141 | 1161 | 1274 | 1299 |
| 3400 | | 699 | 721 | 828 | 981 | 958 | 980 | 1155 | 1109 | 1308 | 1239 | 1265 |
| 3600 | | 833 | 870 | 991 | 1016 | 1153 | 1175 | 1196 | 1334 | 1354 | 1495 | 1520 |



All Lean To roofs in this guide are based on standard bar spacings and a 5° roof pitch - for non-standard spacings add £30 per extra bar.

Suitable lateral and vertical support must be provided within wall/window structure at the edge of the opening by the conservatory designer/retailer to support the roofing structure. Linar cannot accept responsibility for the overall stability of the conservatory unless a portal frame is supplied.

Please refer to your Linar Zoom structural guide.

Lean To

Cream substrate or foiled both sides (rosewood, golden oak)

| Projection | Width | 3000 | 3300 | 3600 | 3900 | 4200 | 4500 | 4800 | 5100 | 5400 | 5700 | 6000 |
|-------------|-------|------|------|------|------|------|------|------|------|------|------|------|
| 2500 | | 614 | 648 | 714 | 739 | 775 | 838 | 860 | 938 | 960 | 1006 | 1068 |
| 2800 | | 709 | 731 | 835 | 860 | 883 | 985 | 1008 | 1111 | 1134 | 1240 | 1268 |
| 3100 | | 781 | 805 | 925 | 950 | 1036 | 1093 | 1116 | 1235 | 1258 | 1380 | 1409 |
| 3400 | | 793 | 816 | 944 | 1099 | 1098 | 1121 | 1298 | 1273 | 1473 | 1425 | 1454 |
| 3600 | | 930 | 970 | 1113 | 1139 | 1298 | 1321 | 1344 | 1504 | 1526 | 1689 | 1716 |

For Irish Oak inside and out add 43% on to the above.

Premium foils (outside) on white (inside)

| Projection | Width | 3000 | 3300 | 3600 | 3900 | 4200 | 4500 | 4800 | 5100 | 5400 | 5700 | 6000 |
|-------------|-------|------|------|------|------|------|------|------|------|------|------|------|
| 2500 | | 725 | 767 | 847 | 876 | 924 | 998 | 1025 | 1120 | 1147 | 1207 | 1274 |
| 2800 | | 840 | 865 | 993 | 1023 | 1049 | 1176 | 1204 | 1330 | 1357 | 1485 | 1518 |
| 3100 | | 918 | 949 | 1093 | 1250 | 1233 | 1298 | 1326 | 1470 | 1498 | 1645 | 1679 |
| 3400 | | 913 | 944 | 1096 | 1232 | 1280 | 1309 | 1456 | 1491 | 1651 | 1676 | 1709 |
| 3600 | | 1040 | 1089 | 1243 | 1274 | 1446 | 1477 | 1505 | 1680 | 1707 | 1884 | 1917 |

Sq.m of glazing required

| Projection | Width | 3000 | 3300 | 3600 | 3900 | 4200 | 4500 | 4800 | 5100 | 5400 | 5700 | 6000 |
|-------------|-------|------|------|------|------|------|------|------|------|------|------|------|
| 2500 | | 7.9 | 8.7 | 9.4 | 10.2 | 10.9 | 11.7 | 12.5 | 13.2 | 14.0 | 14.8 | 15.5 |
| 2800 | | 8.8 | 9.7 | 10.6 | 11.3 | 12.2 | 13.0 | 13.9 | 14.8 | 15.6 | 16.5 | 17.3 |
| 3100 | | 9.7 | 10.7 | 11.7 | 12.6 | 13.6 | 14.6 | 15.5 | 16.5 | 17.4 | 18.4 | 19.4 |
| 3400 | | 10.7 | 11.7 | 12.8 | 13.8 | 14.7 | 15.8 | 16.8 | 17.9 | 18.9 | 20.0 | 21.0 |
| 3600 | | 11.3 | 12.4 | 13.5 | 14.6 | 15.7 | 16.8 | 17.9 | 19.1 | 20.2 | 21.3 | 22.4 |

Please note glass and polycarbonate prices are subject to frequent price fluctuations so the latest glazing prices should be requested from zoom@liniar.co.uk or downloaded from www.zoomroom.co.uk.

Roof glazing options

The Linar roof kit is available in a wide range of glazing solutions. Double glazed units are constructed with an inner-pane comprising one of the four options below, with an optional coating on the outer frame to provide self-cleaning or solar control properties.

Roof glazing options

The table below shows the colour options available.

| | Uncoated | Pilkington K | Pilkington S3 | Pilkington S1 | Solar Heat Rejection | Self Cleaning Properties |
|--------------------------|----------|--------------|---------------|---------------|----------------------|--------------------------|
| Activ™ Clear | ✓ | ✓ | ✓ | ✓ | n/a | Yes |
| Activ™ Sunshade™ Blue | ✓ | ✓ | ✓ | ✓ | 80% | Yes |
| Activ™ SunShade™ Neutral | ✓ | ✓ | ✓ | ✓ | 68% | Yes |
| Activ™ Blue | ✓ | ✓ | ✓ | ✓ | 67% | Yes |
| Activ™ Bronze | ✓ | ✓ | ✓ | ✓ | 64% | Yes |
| Opal | ✓ | ✓ | ✓ | ✓ | n/a | No |

Uncoated (U-value 2.6)

Pilkington Toughened Glass is up to five times stronger than ordinary glass of the same thickness. It meets world-wide safety standards for glass subjected to accidental human impact at the highest level of severity.

Pilkington K Glass (U-value 1.5)

Pilkington K Glass™ is the UK's leading thermal glass brand. Established for over 21 years and easily stocked, processed and installed, it has become the trusted solution for meeting energy-efficient Building Regulations.

Pilkington S3 (U-value 1.1)

Pilkington Optitherm™ S3 is one of the market leading super neutral low-emissivity glass; due to its very high light transmittance and low light reflectance, it has high levels of neutrality, making it ideal for large glazing areas with demanding design.

Pilkington S1 (U-value 1.0)

Pilkington Optitherm™ S1 is the ultimate in thermal insulation for Insulating Glass Units and should be specified for any situation where excessive heat loss is a concern.

Polycarbonate

Our polycarbonate roofs offer a lower-budget option and block 99% of UV radiation. They also offer superb thermal insulation, with U-values as low as 1.2.

Choose between 25mm and 32mm thick multi-wall polycarbonate for a lightweight roof with excellent impact resistance and a Class 1 BS 476/7 fire rating, available in Clear, Opal or Bronze.

The Heatguard/Opal tint option offers a multi layered dual colour sheet with a co-extruded heat reflective layer in the outer surface, which reduces solar transmission by up to 50% compared with standard tint material. Solar inserts are also available as an optional extra for even greater solar protection.





PILKINGTON

Liniar chose to use the Pilkington range of products for its glazing supplies. As one of the world's leading glass manufacturers with a reputation for innovation in glass technology, the Pilkington brand values are very much in line with Liniar's own brand.

Self-cleaning and solar control glass

Pilkington Activ™ is the world's first self-cleaning glass, and was specifically designed for conservatory roofs.

Available in clear, or with a range of tinted solar control options, the Pilkington Activ™ coating is a permanent coating and guaranteed to last for the lifetime of the glass.

Organic dirt from exterior surfaces is broken down and washed away using natural daylight and rainwater, making it ideal for hard to clean areas.

Pilkington Activ™ is available in Clear, Blue, Neutral and Bronze, with a range of U-values (see table).

Pilkington Activ™ can be used in roofs with sloping angles of at least 10°, but works best where the roof is pitched at 30° or greater.

Even greater heat reflection

Pilkington Activ™ SunShade™ combines the self-cleaning properties of Pilkington Activ™ with even greater solar control performance, creating a cool and comfortable environment during hot weather.

The glass has a special coating that helps to reflect up to 80% of the sun's heat,

Pilkington Activ™ SunShade™ is available in Blue or Neutral, with excellent U-values as low as 1.0.

Please note that glazing prices are subject to frequent fluctuation – the latest copy of our glazing price list can be found at www.zoomroom.co.uk.

For more information on glass conservatory roofs visit www.pilkington.co.uk/conservatoryroofs or ask us for a brochure or sample



Customise your conservatory

When ordering your Liniar roof kit, don't forget there's a full range of matching options available, making your conservatory perfectly co-ordinated

A world of windows

Unlike most other window systems, the Liniar range is one of the most modern available and was designed from scratch to take advantage of the very latest developments in window engineering technology.

The multi-chambered design of the Liniar profile means the transfer of heat and cold is minimised, keeping your home warmer and your energy bills lower – as well as helping the environment. We also guarantee your Liniar windows are 100% lead-free.

Casement window

Still the most popular choice, Liniar casement windows offer total versatility. The traditional British window style offers slim sight lines to allow in maximum light. You can say goodbye to draughty windows – Liniar's patented double-action bubble gasket is used in all our products, giving a continuous seal – even in the corners.

Flush Sash window

Combining the appearance of a traditional timber window with the thermal advantages of PVCu, the Liniar flush sash window was developed for the more traditional property where the sash needed to be fitted flush into the frame. The fully sculptured, multi-chamber design creates a thermally efficient window, whether plain or foiled.

Bi-fold window

Enabling homeowners to open up one side of their conservatory, Liniar's bi-fold window lets in maximum fresh air and light whilst retaining valuable wall space inside the room.



Patio doors

Our exclusive patio door with ModLok™ is one of the UK's only PVCu patio door systems to include a family-friendly low threshold option without the need for major renovation work to your home. Available in beautifully sculptured Liniar profile, you can choose from 2, 3 or 4-pane styles, in a range of gorgeous colours to perfectly complement the style of your conservatory.



French doors

Offering a more traditional alternative to patio or bi-fold doors, the stunning Liniar range of PVCu French doors comes with the same high specification and colour options as our window range, just as you'd expect.

The Liniar French door is available in either 'open in' or 'open out' style to suit your living space and provide your home with a beautiful and secure entrance – complete with a range of patented low and ultra low threshold options.

And, of course, with Liniar's unparalleled energy efficient, lead-free profile used to make every door, you can be assured of the highest quality French doors for your home.



Liniar bi-fold doors

Imagine being able to open up an entire wall of your room, bringing the outdoors indoors and bringing a whole new dimension to entertaining at home.

Some would say the jewel in Liniar's crown, we're very proud of our bi-folding door range – with good reason.

The Liniar bi-fold is the only bespoke PVCu range with a completely smooth opening and closing action, slimline frames, bespoke hinges and locks, together with a choice of styles, colours, pane combinations and handles – and our registered design low threshold opening for family-friendly or wheelchair access.

The bi-folding door range comes in a huge range of opening configurations so you can be sure of getting the right one for your conservatory – from a 2-pane to a 7-pane door.

Talk to your Liniar stockist about the most suitable combination for your needs.

Now available with patented ModLok™ locking mechanism for extra security and strength, the Liniar bi-fold was the first bespoke PVCu bi-fold on the market, and is still the best – so why not give your conservatory that 'wow' factor?





Step by Step ordering

It couldn't be easier to order your Liniar roof kit – just follow these instructions and get in touch.

1

Complete survey sheets

See page 24 & 25

There are examples of our survey sheets on page 24 and 25 for you to photocopy - or you can request a survey pad if you are planning to place more orders. Make sure you select all of the options so we know exactly what you're looking for.

2

Send us your completed survey sheets

Either scan and email your completed survey sheets to zoom@liniar.co.uk or fax them to **01332 883884** making sure your contact details are clearly marked so we can get back to you.

3

Check and confirm

Once we've received your survey sheets we will get back to you, typically within 2 hours, with a quotation. Please check this carefully to ensure it matches with your requirements, then confirm by return, together with your order number if applicable.

4

Arrange payment and/or deposit

Depending on your payment terms, we'll require either a deposit or full payment, which we will confirm to you as part of our quotation. Once payment is received we will dispatch your roof kit to your chosen delivery address.

5

Delivery

We work to a 5-7 working day lead time from sign-off of your order at step 3. Roofs are delivered wherever possible using our own transport and exact delivery dates may be dependent upon the location of your site.

Customer care

We promise to deal with your order in a fast, efficient way – but if you have any queries or concerns, please get in touch with us at zoom@liniar.co.uk

Terms and conditions

Liniar's conditions of sale shall apply to the sale of goods to the exclusion of all other terms, unless agreed in writing by HL Plastics Ltd.





Postcode: _____ Comments: _____



Caramel

Poly Solar Inserts

24mm

Opal

Bronze

All IGUs Argon filled,
with Silver Spacers

| U-value | Neutral | Blue |
|---------|---------|-------|
| 0.10 | 0.10 | 0.10 |
| 0.20 | 0.20 | 0.20 |
| 0.30 | 0.30 | 0.30 |
| 0.40 | 0.40 | 0.40 |
| 0.50 | 0.50 | 0.50 |
| 0.60 | 0.60 | 0.60 |
| 0.70 | 0.70 | 0.70 |
| 0.80 | 0.80 | 0.80 |
| 0.90 | 0.90 | 0.90 |
| 1.00 | 1.00 | 1.00 |
| 1.10 | 1.10 | 1.10 |
| 1.20 | 1.20 | 1.20 |
| 1.30 | 1.30 | 1.30 |
| 1.40 | 1.40 | 1.40 |
| 1.50 | 1.50 | 1.50 |
| 1.60 | 1.60 | 1.60 |
| 1.70 | 1.70 | 1.70 |
| 1.80 | 1.80 | 1.80 |
| 1.90 | 1.90 | 1.90 |
| 2.00 | 2.00 | 2.00 |
| 2.10 | 2.10 | 2.10 |
| 2.20 | 2.20 | 2.20 |
| 2.30 | 2.30 | 2.30 |
| 2.40 | 2.40 | 2.40 |
| 2.50 | 2.50 | 2.50 |
| 2.60 | 2.60 | 2.60 |
| 2.70 | 2.70 | 2.70 |
| 2.80 | 2.80 | 2.80 |
| 2.90 | 2.90 | 2.90 |
| 3.00 | 3.00 | 3.00 |
| 3.10 | 3.10 | 3.10 |
| 3.20 | 3.20 | 3.20 |
| 3.30 | 3.30 | 3.30 |
| 3.40 | 3.40 | 3.40 |
| 3.50 | 3.50 | 3.50 |
| 3.60 | 3.60 | 3.60 |
| 3.70 | 3.70 | 3.70 |
| 3.80 | 3.80 | 3.80 |
| 3.90 | 3.90 | 3.90 |
| 4.00 | 4.00 | 4.00 |
| 4.10 | 4.10 | 4.10 |
| 4.20 | 4.20 | 4.20 |
| 4.30 | 4.30 | 4.30 |
| 4.40 | 4.40 | 4.40 |
| 4.50 | 4.50 | 4.50 |
| 4.60 | 4.60 | 4.60 |
| 4.70 | 4.70 | 4.70 |
| 4.80 | 4.80 | 4.80 |
| 4.90 | 4.90 | 4.90 |
| 5.00 | 5.00 | 5.00 |
| 5.10 | 5.10 | 5.10 |
| 5.20 | 5.20 | 5.20 |
| 5.30 | 5.30 | 5.30 |
| 5.40 | 5.40 | 5.40 |
| 5.50 | 5.50 | 5.50 |
| 5.60 | 5.60 | 5.60 |
| 5.70 | 5.70 | 5.70 |
| 5.80 | 5.80 | 5.80 |
| 5.90 | 5.90 | 5.90 |
| 6.00 | 6.00 | 6.00 |
| 6.10 | 6.10 | 6.10 |
| 6.20 | 6.20 | 6.20 |
| 6.30 | 6.30 | 6.30 |
| 6.40 | 6.40 | 6.40 |
| 6.50 | 6.50 | 6.50 |
| 6.60 | 6.60 | 6.60 |
| 6.70 | 6.70 | 6.70 |
| 6.80 | 6.80 | 6.80 |
| 6.90 | 6.90 | 6.90 |
| 7.00 | 7.00 | 7.00 |
| 7.10 | 7.10 | 7.10 |
| 7.20 | 7.20 | 7.20 |
| 7.30 | 7.30 | 7.30 |
| 7.40 | 7.40 | 7.40 |
| 7.50 | 7.50 | 7.50 |
| 7.60 | 7.60 | 7.60 |
| 7.70 | 7.70 | 7.70 |
| 7.80 | 7.80 | 7.80 |
| 7.90 | 7.90 | 7.90 |
| 8.00 | 8.00 | 8.00 |
| 8.10 | 8.10 | 8.10 |
| 8.20 | 8.20 | 8.20 |
| 8.30 | 8.30 | 8.30 |
| 8.40 | 8.40 | 8.40 |
| 8.50 | 8.50 | 8.50 |
| 8.60 | 8.60 | 8.60 |
| 8.70 | 8.70 | 8.70 |
| 8.80 | 8.80 | 8.80 |
| 8.90 | 8.90 | 8.90 |
| 9.00 | 9.00 | 9.00 |
| 9.10 | 9.10 | 9.10 |
| 9.20 | 9.20 | 9.20 |
| 9.30 | 9.30 | 9.30 |
| 9.40 | 9.40 | 9.40 |
| 9.50 | 9.50 | 9.50 |
| 9.60 | 9.60 | 9.60 |
| 9.70 | 9.70 | 9.70 |
| 9.80 | 9.80 | 9.80 |
| 9.90 | 9.90 | 9.90 |
| 10.00 | 10.00 | 10.00 |

4/16/4m
shaded 2.6

| | | | | |
|-------------|-----|-----|-----|------|
| SS (4/16/4) | 2.6 | 1.5 | 1.1 | Suns |
|-------------|-----|-----|-----|------|

| Global | Ungl | Clec | Acti | Acti | Acti | Acti |
|--------|------|------|------|------|------|------|
| | | | | | | |

Diagram showing the arrangement of 32mm square tiles in a 2x10 grid.

control)

Carbonate
d for Poly
Opal
rd (Solar C
r Inserts

All IGU's Argon filled,
with Silver Spacers

Sunshade

12

Poly S

Conservatory Roof Survey Sheet



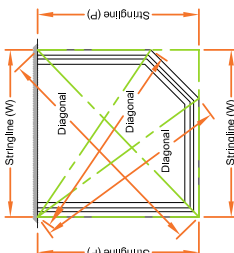
Please draw a sketch of your roof (in PLAN view) giving sizes in mm's

House Wall

Please indicate all walls & box gutters

- Show downpipe position by ☒
 Show gully position by ☐ G
 Show flue position by ☒ F
 Show Soil & Vent pipe by ☐ SVP

Please include all stringline AND ALL diagonal dimensions of survey



Roof Style Selection:

- ☒ Lean-To
☐ Georgian
☐ Gable
☐ 3-Facet
☐ 5-Facet
☐ Dbl Hipped
☐ P-Shaped
☐ Lantern


Customer Details :

Client: _____

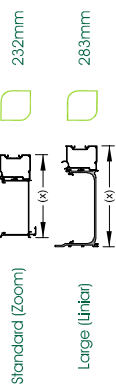
Job Ref: _____

Job No.: _____

Lean-To End / Wall Bar :



Box Gutter:

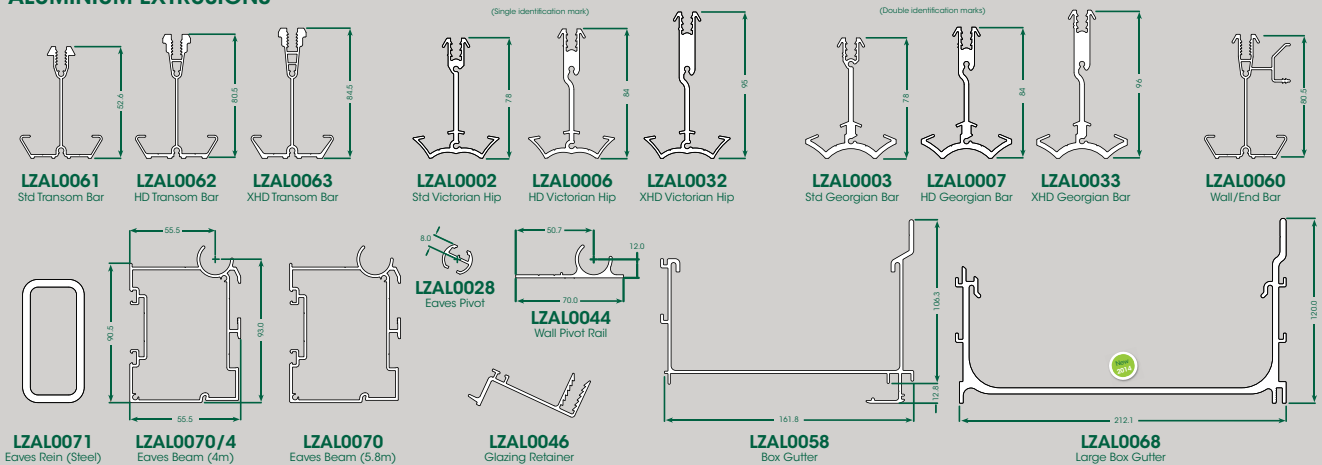


Notes:

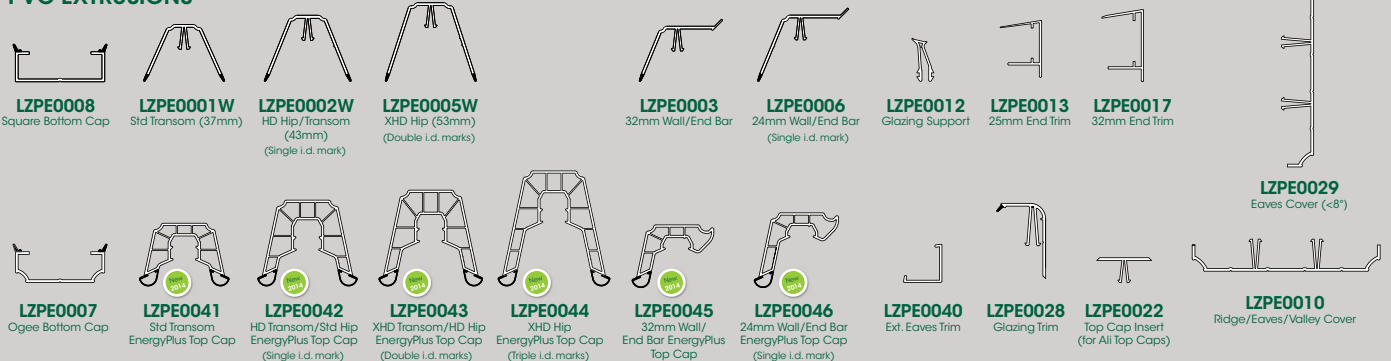
Date: _____
 Sign: _____
 Print: _____

Conservatory Roof System


ALUMINIUM EXTRUSIONS



PVC EXTRUSIONS




MOULDED PARTS

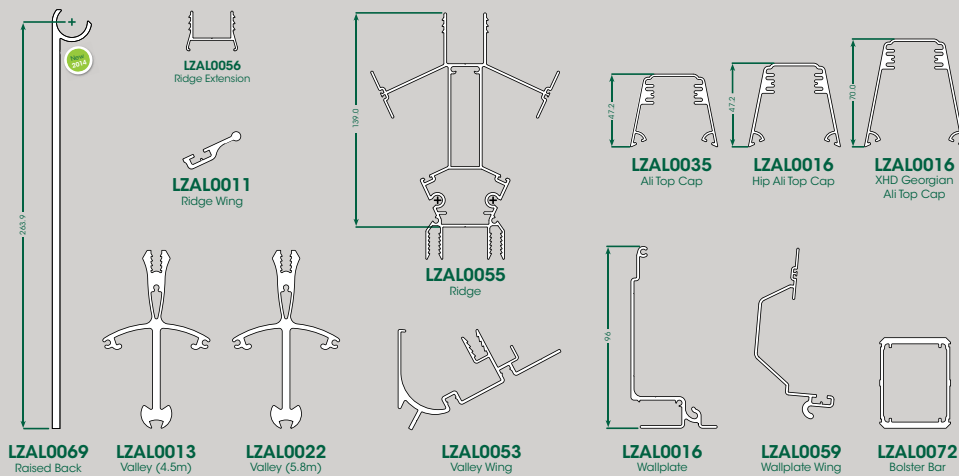


JIGS

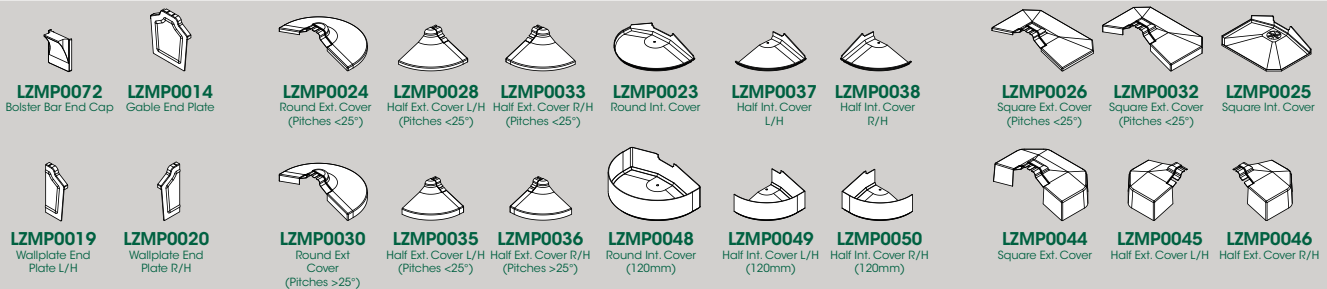
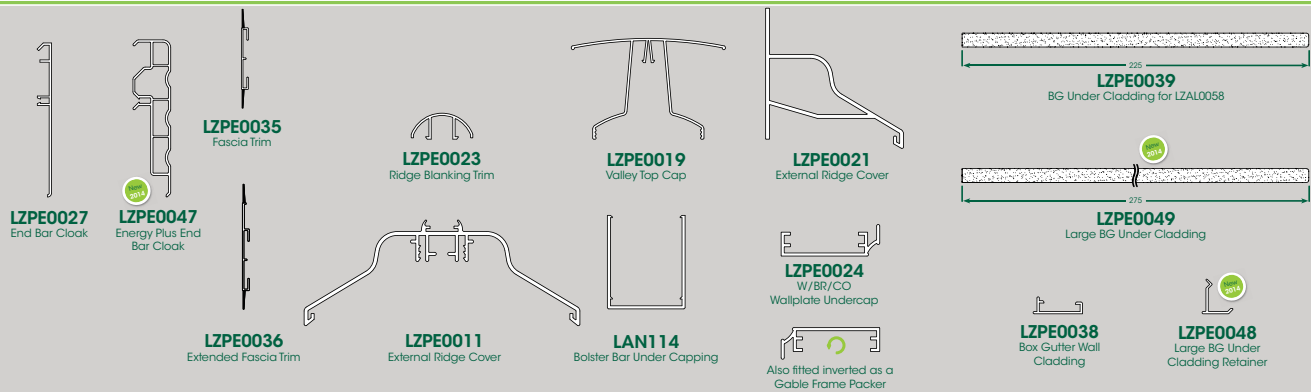



RAINWATER GOODS

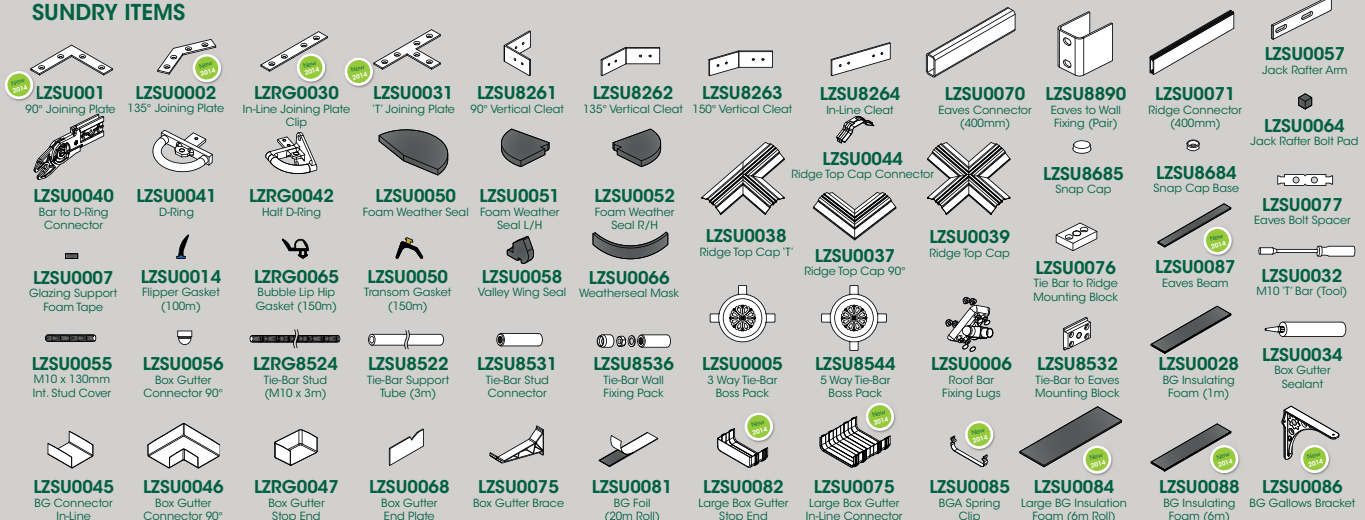




FIXINGS



SUNDRY ITEMS



7 great reasons to choose Liniar

Innovative – a culture of research and development means a continuous exciting new product launches for our customers

Energy efficient – designed from scratch to achieve the pinnacle of thermal performance and retain more heat in your property

Safe and secure – engineered with built-in security features and approved by independent testing facilities

British made – manufactured in our state-of-the-art factory in the heart of Derbyshire

Lead free – all Liniar profiles are extruded using materials that are 100% lead free

Quality assured – backed with ISO 9001 accreditation for your peace of mind

Guaranteed – all Liniar PVCu profiles are guaranteed to not warp, split or discolour for a minimum of 10 years



Your Liniar stockist is:

Liniar
Flamstead House
Denby Hall Business Park
Denby
Derbyshire DE5 8JX

Tel: +44 (0)1332 883900
Fax: +44 (0)1332 883901
Email: sales@liniar.co.uk

www.liniar.co.uk

